



HOW TO FIT IN 4 SIMPLE STEPS:


WITH THE **SMARTLOCK® PLUS**



ProKnee's proprietary patented quick release buckle



1. PUSH TAB TO LOOSEN STRAP



OR



2. CLICK IN & PULL STRAP TO TIGHTEN & ACHIEVE DESIRED FIT



**3. THREAD STRAP THROUGH
SLOT WITH TEETH**



**4. CUT EXCESS STRAP LENGTH
& LEAVE 3"**

*TIP: SINGE CUT END WITH
LIGHTER TO PREVENT FRAYING*